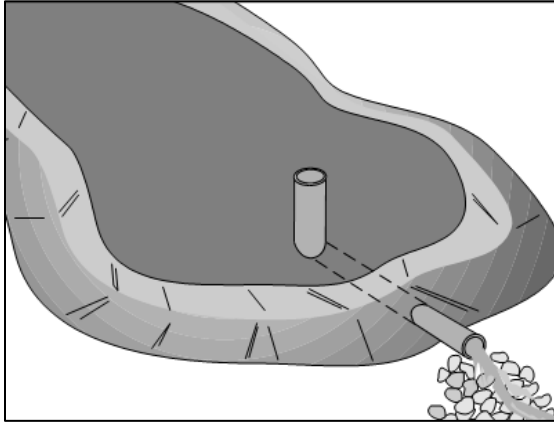
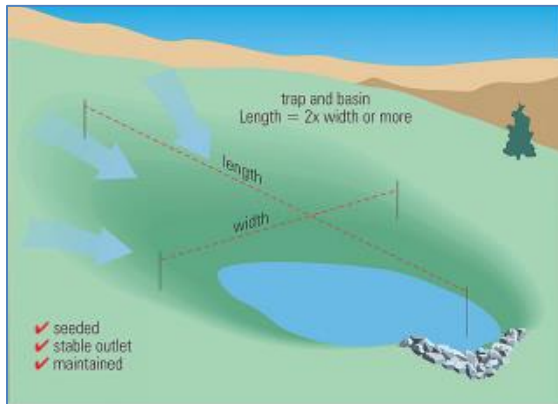


## INSTALLATION



A sediment basin is a temporary basin formed by excavation or by constructing an embankment. Sediment basins typically have principal spillways (riser and barrel) due to the contributing drainage area. The spillways must be properly stabilized to prevent erosion at the basin outlet.



Sediment traps are designed to treat runoff from about 1 to 5 acres. Sediment basins are larger and serve areas of about 5 to 10 acres. Basins draining areas larger than 10 acres require an engineered design. Sediment basins should be long and narrow to encourage the settling of suspended soil particles.

## Contact Information



**City of Angola/Trine University MS4**  
Phone: (260) 624-2663

### Stormwater Quality Reporting within Angola city limits:

If you have any concerns regarding Stormwater quality or believe that there has been an illicit discharge and would like to report it to the city, please use the following contact information:

Email: [waterpollution@angolain.org](mailto:waterpollution@angolain.org)

### Stormwater Quality Reporting Outside Angola city limits:

IDEM Stormwater Complaint  
Phone: (800) 451-6027, ext. 2-4464  
Website: [//www.in.gov/idem/5274.htm](http://www.in.gov/idem/5274.htm)

Brochure used with permission from the Southern Indiana Stormwater Advisory Committee.

For more information, please visit

[www.siswac.org](http://www.siswac.org)



LAST UPDATED 5/2022

# SEDIMENT TRAPS AND BASINS

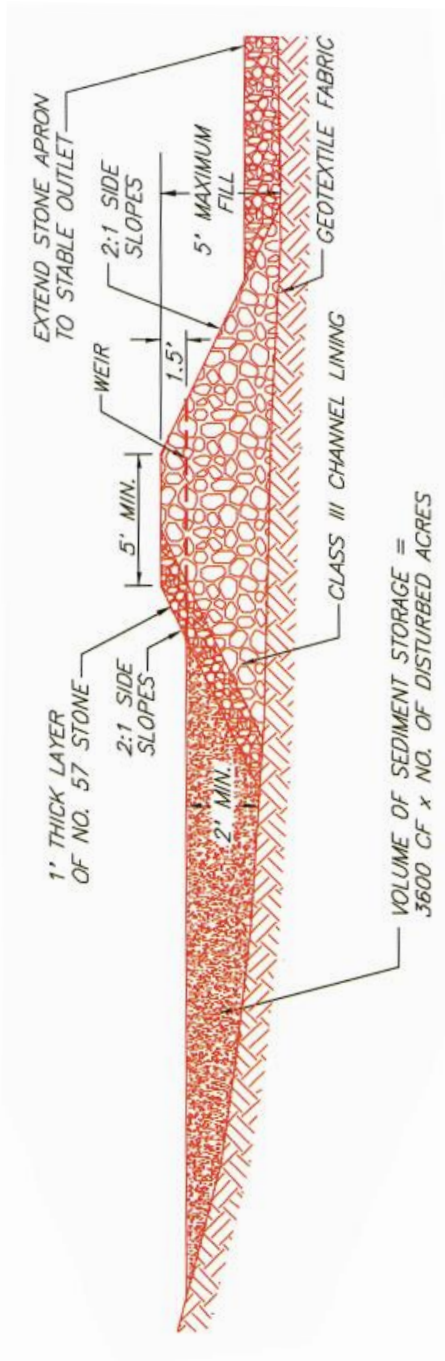


Sediment traps and basins are sediment control measures that pool storm water runoff and allow sufficient retention time for settling suspended soil particles.

## Overview

- Sediment traps and basins are installed in natural drainage areas before excavation or fill work begins.
- Do not install sediment traps or basins near, along, or in a stream.
- Place traps and basins where concentrated flows are present.
- The traps and basins must be inspected weekly and after every rainfall greater than ½ inch.
- Remove sediment traps only after upstream areas have been stabilized.
- **Do not depend on sediment traps and basins alone to control sediment loss from the construction site. These traps must be used with other site management practices.**

# EXAMPLES



Cross sectional view of sediment trap

# EXAMPLES



Fair installation of two traps above a small pond. Dikes are a little too small and the area needs seed and mulch.



Example of poor trap installation. Overflow notch is too deep and surrounding area needs seed and mulch to prevent erosion.



Good example of a sediment trap. Rock overflow notch is properly installed, and bare soil has been covered with seed and mulch.



Example of poor sediment trap installation. Silt fencing should never be used as an outlet structure for a sediment trap.



Good application of sediment trap installation. The stone spillway provides a stable overflow structure. Sediment basin is at capacity and should be cleaned prior to next storm event.

Sediment traps should be used at outlets of stormwater diversion structures, channels, slope drains, construction site entrance wash racks, or other areas where sediment-laden runoff may flow.